











## Instructional DVD's

表題	品番	5%税込価格
▶ <b>Graduation Class (DVD)</b>	 <b>GW-GC*</b> Graduation Class - with Gerry "The Ghost" Watson (DVD) From beginner to champion - Graduation Class thoroughly explains and demonstrates solutions to common problems with stance, stroke, follow thru, power draw, position play, safety play and a whole lot more! (90 minutes)	¥6.825
▶ <b>How To Play Pool Right (DVD)</b>	 <b>BCA-ID:</b> How To Play Pool Right - The BCA's Official Instructional DVD. "How To Play Pool Right" is the BCA's Official Instructional Video. Hosted by Jerry Briesath, a leading authority on pocket billiard instruction. Jerry takes the viewer step-by-step through some of the most important elements of pocket billiards proficiency. Jerry is a great communicator and the video is nicely produced. (60 min.)	¥5.880
▶ <b>Racking Secrets by Joe Tucker (DVD)</b>	 <b>Racking Secrets</b> by Joe Tucker So you always thought that a space between the one and the ball behind it was a bad thing. Well think again as Joe Tucker shows you how to turn this into the most important thing in breaking a rack of 9-ball and making a ball. This 2 DVD set has everything you need to know about reading the rack to determine how to break and to protect yourself from "moves" that your opponents may use. Gain from the sequence of racking order and the run out. Joe explains racking for 9-ball, 8-ball, 10-ball, one-pocket, rotation, and straight pool. Approx 2 1/2 hours.	¥6.825
▶ <b>The Creative Edge (DVD)</b>	 <b>AS-CED:</b> Pat Fleming's The Creative Edge (DVD) This DVD is designed for the player who already knows the basics of pool, yet wants to gain the "Creative Edge". Pat Fleming will share with you his creative strategies, decisions, and techniques in regards to safties, racking, and position play. He also outlines unique ways of playing various shots in this mine of professional pocket billiard information! (30 min.)	¥5.880
▶ <b>How to Run a Rack in Straight Pool (DVD)</b>	 <b>AS-JR1D:</b> Jim Rempe's How to Run a Rack in Straight Pool (DVD) Jim Rempe is without a doubt one of the greatest straight pool players ever to play the game. Here he demonstrates the correct way to play a variety of break shots and the best way to run a rack. As he shoots he points out the problems and how to avoid them. He explains the importance of key balls and acknowledges situations that arise time after time. It's like going to school only much more fun! (60 min.)	¥5.880
▶ <b>How to Run a Hundred</b>	 <b>AS-JR2D:</b> Jim Rempe's How to Run a Hundred Balls (DVD) Here Jim demonstrates how to pocket ball after ball till you get to a hundred. Then	¥5.880

**Balls (DVD)** he and Pat Fleming review the run "in the booth" as Jim describes his decisions, his patterns, and the apparent problems and how to avoid them. Jim also shares his secrets on position play and how to break up clusters. (45 min.)

- ▶ **Incardona's One-Pocket Instructional (DVD)**  **AS-BID:** Bill Incardona's One-Pocket Instructional - A common sense approach to one-pocket. (DVD) **¥5.880**
- Accu-Stats' own Bill Incardona shares with you his common sense approach to successful one-pocket. This shows the most logical way to approach the one-pocket table. Bill discusses, and then demonstrates, each thought process that he deems important. He proves why banking, kicking, and taking intentional scratches are vital. He guides you through seven key thought processes from thinking offensively to destroying your opponent's shot, to the do-or-die scramble. Bill has always been a master of communication whether he's in the commentary booth talking to viewers, or just one on one. So spend some time with Bill Incardona and raise your one-pocket game to new levels. (60 min.)
- ▶ **Buddy Hall's 9-Ball Instructional (DVD)**  **AS-BHD:** Buddy Hall's 9-Ball Instructional -Position Play (DVD) **¥5.880**
- For years, Buddy Hall has been regarded as the undisputed king of position play. In this video, Buddy shows you the correct way in situations that aren't always obvious. He demonstrates how to avoid problems and to leave your options open. He also runs three unedited racks showing the key shots and how to work with them - just like a pro! (60 min.)
- ▶ **Straight Pool Instructional (DVD)**  **AS-GMD:** Grady Mathews' Straight Pool Instructional - Break Shots and Key Balls (DVD) **¥5.880**
- If you think Grady Mathews' best game is one-pocket, think again, because it just might be straight pool! Grady demonstrates the proper technique required to successfully execute a wide variety of break shots and shows us the invaluable way to handle balls. (45 min.)